


Foundation Academy

1050 Wyandotte Avenue | Mansfield, OH 44906 | 419.526.9540 | FoundationAcad.org



Our Mission

We, the students, staff and families of Foundation Academy are committed to creating a safe and conducive learning environment of respect where children will develop good character and positive relationships while aspiring to achieve academic excellence.



Joann T. Hipsher
Principal

Extra Curricular

- Middle school boys and girls basketball, girls volleyball, cross-country, STEM art, robotics, cheerleading and student council.
- Green Team - helps keep our school looking great and recycles. Last year we collected over 5,000 grocery bags that were woven into rugs for the homeless!
- Strong Art focus with a rigorous college preparatory curriculum

So Many
Extra Curriculars
to Choose from!

Our appreciation to
Ms. Hipsher,
our founding Principal,
for 10 years of
caring leadership!



Our School

Established in 2007, our PreK-8 school is located in the Mansfield City school district. Our Principal and Assistant Principal, 28 teachers and support staff of 15 serve our students and families!

Our Motto
SOAR:

- Successful students with positive attitudes
- Outstanding effort
- Always follows directions the first time
- Respectful to others

We Celebrate
10 Years of
Education!

Journey to Success

Students

Enrollment	400
Attendance Rate	94.1%
Economically Disadvantaged	97.3%
Students with Disabilities	9.8%
White/Non-Hispanic	39.3%
Black/Non-Hispanic	43.6%
Multiracial	14.4%

3rd Grade Reading Results

# of Students Tested	49
Tested Limited	14%
Tested Basic	26%
Tested Proficient	24%
Tested Accelerated	24%
Tested Advanced	10%
PI Score	55.5

GAP Closing

Meeting performance expectations

	ELA	Math
All Students	47.4%	47.4%
Economically Disadvantaged	47.4%	47.4%
African-American	36.8%	35.8%
Multiracial	54.8%	54.8%
White	58.5%	58.5%

Progress

Component Grade	B
Overall	A
Students with Disabilities	D
Lowest 20%	B

STEM
Programs!

K-3 Literacy

TGRG = Third Grade Reading Guarantee

Component Grade	C
Met Promotion Score TGRG	84.2%
Scored Proficient TGRG	59.6%

Achievement

Student performance on state tests

Component Grade	D
Indicators Met	6.3%
Performance Index	80.0

AIR State Achievement Test

	Reading	Math	Science	Social Studies
3rd Grade	59.6%	57.4%	-	-
4th Grade	31%	54.8%	-	92.9%
5th Grade	55.9%	58.8%	61.8%	-
6th Grade	59.5%	27%	-	67.6%
7th Grade	28.6%	28.6%	-	-
8th Grade	44%	52%	72%	-

Iowa Test of Basic Skills

Fall to Spring growth in grade level and month

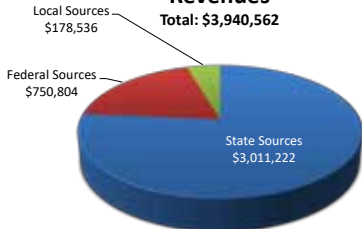
	ELA Overall Growth*	Math Overall Growth*
K	6.5 mo.	7 mo.
Grade 1	6 mo.	1 yr.
Grade 2	1 yr.	1 yr. 2 mo.

*Grade Equivalent = Performance in Grade Level and month (i.e. 1.5 = Grade 1, Month 5)



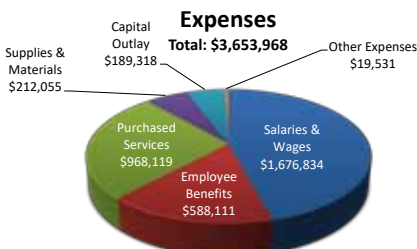
Revenues

Total: \$3,940,562



Expenses

Total: \$3,653,968



Ohio Council of Community Schools

Ohio Council of Community Schools (OCCS) uses various methods to evaluate the school's performance including published tests and other academic scores such as the Ohio Department of Education Local Report Card and supporting data. OCCS regional representatives visit our partner schools regularly ensuring compliance with federal, state, and contractual requirements. The results of this monitoring for the 2016-2017 school year are published in the 2017 Ohio Council of Community Schools Annual Report, available after November 30 at www.ohioschools.org.